







Characteristics


50-005 G-Skin is a 2K polyurethane protective coating known for its excellent chemical and mechanical resistance. It can be applied to various surfaces and also offers high weather and corrosion resistance. The structure of the coating can be individually adjusted through a variety of application methods. Application is possible using a conventional UBS gun, a spray gun or a suitable paint roller. Can be applied to original paint, galvanized, fiberglass, aluminum, polyester fillers, e-coat, bare metal, rigid plastic and wood.


Physical Characteristics

 COLOR
 TINTABLE 50-005-7501
 BLACK 50-005-7502
 WHITE 50-005-7503
 12 M 24 month
 VOC 2004/42/WE IIB(e) (840g/l)431g/l




 A:B

 3:1
 2K PU G-SKIN BASE
 50-005H-0250 Hardener
 A:B:C
 3:1 + 15 - 20% 2K Thinner

 The processing time after adding the hardener is 60 minutes at 20 °C.


 Caution: Tinting up to 10%. Use solvent-based PU paints for tinting. 2K paints must be mixed with their hardener before adding to G-Skin. Shake well after each addition of hardener, tinting and thinner.

Pre-treatment

 Clean and degrease the surface.
 Sand the surface with suitable sandpaper (80 to 180 grit) to ensure good adhesion of the new coating. Then clean the surface thoroughly.
 Shake for 2 minutes before use


Application


Standard texture UBS gun:


 2 coats
 Two even coats at a spray distance of 45 cm

 4,0 bar


Smooth texture HVLP gun:

 Add 15-20% 2K thinner

 2 coats
 1st coat, evenly spray at a distance of 20 cm.
 2nd coat, reduced pressure and apply as a drop coat for smooth texture.


 1,8 - 2,0 mm
 1,5 - 2,0 bar


Coarse texture UBS gun:


 2 coats
 1st coat, evenly sprayed at a spray distance of 45 cm.
 2nd coat, with reduced pressure and an increased spray distance of 60 cm.

 3,0 - 4,0 bar

Standard texture HVLP gun:

 Add 15% 2K thinner

 2 coats
 Two even coats with a spray distance of 20 cm.

 2,0 - 2,2 mm
 2,0 bar

Rolling GATOR-SKIN:



1. Pour the G-SKIN mixture into a suitable container.
2. Apply G-SKIN to areas with a brush which are hard to reach.
3. Apply the product with a suitable paint roller.
4. Dip the roller into the paint and apply with medium pressure.
5. When applying G-SKIN by a roller, the film thickness is reduced. This means that additional coats may be required. If you wish to apply additional coats, observe the recommended flash-off time.

Drying



Touch dry - less than 1 hour
Fully dry - 5 to 7 days



Allow a flash-off time of 60 minutes between coats at 20°C.

Processing tips



We recommend conducting a test application first to determine the desired texture.
Do not use the product in extremely high or low temperatures.
The ideal application temperature is 20°C with a humidity of less than 60%.

Storage



Store the product in a ventilated place. Keep away from direct exposure to sunlight.
Keep between +5°C and +25°C.

Safety



For more informations check the safety data sheet.



This data sheet is for information purpose only. To our knowledge the data provided complies with the latest standard and is based on years of experience in the manufacturing of our products.
Copyright: Q-Company Int. GmbH, all rights reserved.